


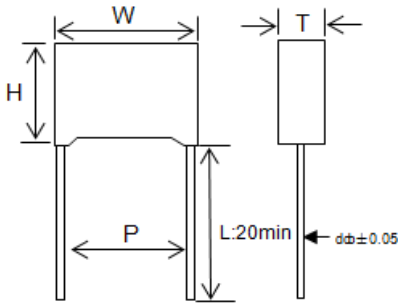
# X2 Metallized Polypropylene Film Capacitor



**CDCC**

interference suppression  
THB/ temperature humidity bias

## ■ Outline Drawing



## ■ Features

- Metallized polypropylene structure
- Withstanding overvoltage stressing
- Excellent active and passive flame resistant abilities
- Widely used in across-the-line, interference suppression circuit, etc.
- High stability of capacitance under severe ambient condition, such as high temperature and high humidity

## •Specifications

class	X2		
Climatic Category/Passive Flammability Category	40/110/56/B		
Operating temperature	-40°C~110°C		
Rated Voltage	310VAC,50/60Hz Mains voltage can't be higher than 250Vac,50/60Hz		
Maximum continuous DC voltage	630Vdc		
Capacitance Range	0.0010 ~ 10.0μF		
Capacitance Tolerance	±10% (K), ±20% (M)		
Voltage Proof	Between Terminals:	4.3Ur(DC) (5S)	
	Between Terminals To Case:	2 120Vac (1min)	
Dissipation Factor	0.0010μF ≤ CR ≤ 0.47μF	0.47μF < CR ≤ 1.0μF	1.0μF < CR ≤ 10μF
	≤15×10 <sup>-4</sup> (1kHz,20°C)	≤20×10 <sup>-4</sup> (1kHz,20°C)	≤30×10 <sup>-4</sup> (1kHz,20°C)
	≤20×10 <sup>-4</sup> (10kHz,20°C)	≤40×10 <sup>-4</sup> (10kHz,20°C)	-----
Insulation Resistance	≥15 000MΩ, CR≤0.33μF ≥5 000s, CR>0.33μF (20°C,100V,1min)		
THB test(Damp heat test with loading)	Temperature: 85°C±2°C ; Humidity: 85 +2/-3 % Voltage setting: 240VAC 50Hz ; Time Duration: 1000H Capacitance change: Δ C/C : ≤ ± 10% DF Change: C R ≤1.0μF Δtan δ : ≤ 0.8% at 1 KHZ C R >1.0μF Δtan δ : ≤ 0.5% at 1 KHZ		

# X2 Metallized Polypropylene Film Capacitor



## CDCC

### STRAIGHT LEAD SPACING (P)

\* Leads pace is straight lead non-formed original leads pace.

mm	10	15	22.5
Code	100	150	225

### LEAD LENGTH FROM SEATING PLANE

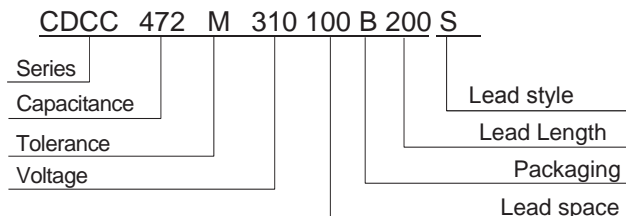
mm	10	10	15
Code	100	100	150

### LEAD STYLE

CODE	STYLE
S	Straight
K	Kink-In (Stand off)
F	Form out**
I	Form in**

\*\* For Bulk packaging with formed leads, add an additional 3 digit lead spacing code at end of part number.

### PART NUMBER EXAMPLE



\* Lead space is straight lead non-formed original leadspace.

### ■ Dimensions (mm)

310Vac						
Cn (μF)	W max	H max	T max	P	d	Part number
0.0010	10.5	9.0	4.0	7.5	0.6	CDCC102*310075***
0.0012	10.5	9.0	4.0	7.5	0.6	CDCC122*310075***
0.0015	10.5	9.0	4.0	7.5	0.6	CDCC152*310075***
0.0018	10.5	9.0	4.0	7.5	0.6	CDCC182*310075***
0.0022	10.5	9.0	4.0	7.5	0.6	CDCC222*310075***
0.0027	10.5	9.0	4.0	7.5	0.6	CDCC272*310075***
0.0033	10.5	9.0	4.0	7.5	0.6	CDCC332*310075***
0.0039	10.5	9.0	4.0	7.5	0.6	CDCC392*310075***
0.0047	10.5	9.0	4.0	7.5	0.6	CDCC472*310075***
0.0056	10.5	9.0	4.0	7.5	0.6	CDCC562*310075***
0.0068	10.5	9.0	4.0	7.5	0.6	CDCC682*310075***
0.0082	10.5	9.0	4.0	7.5	0.6	CDCC822*310075***
0.01	10.5	9.0	4.0	7.5	0.6	CDCC103*310075***
0.012	10.5	9.0	4.0	7.5	0.6	CDCC123*310075***
0.015	10.5	9.0	4.0	7.5	0.6	CDCC153*310075***
0.018	10.5	9.0	4.0	7.5	0.6	CDCC183*310075***
0.022	10.5	9.0	4.0	7.5	0.6	CDCC223*310075***
0.027	10.5	11.0	5.0	7.5	0.6	CDCC273*310075***
0.033	10.5	11.0	5.0	7.5	0.6	CDCC333*310075***
0.039	10.5	12.0	6.0	7.5	0.6	CDCC393*310075***
0.047	10.5	12.0	6.0	7.5	0.6	CDCC473*310075***
0.068	10.5	13.0	7.0	7.5	0.6	CDCC683*310075***
0.1	10.5	14.0	8.0	7.5	0.6	CDCC104*310075***
0.0047	13.0	9.0	4.0	10.0	0.6	CDCC472*310100***
0.0056	13.0	9.0	4.0	10.0	0.6	CDCC562*310100***
0.0068	13.0	9.0	4.0	10.0	0.6	CDCC682*310100***
0.0082	13.0	9.0	4.0	10.0	0.6	CDCC822*310100***
0.01	13.0	9.0	4.0	10.0	0.6	CDCC103*310100***
0.01	13.0	11.0	5.0	10.0	0.6	CDCC103*310100***
0.012	13.0	11.0	5.0	10.0	0.6	CDCC123*310100***
0.015	13.0	9.0	4.0	10.0	0.6	CDCC153*310100***
0.018	13.0	11.0	5.0	10.0	0.6	CDCC183*310100***
0.022	13.0	9.0	4.0	10.0	0.6	CDCC223*310100***
0.022	13.0	11.0	5.0	10.0	0.6	CDCC223*310100***
0.027	13.0	11.0	5.0	10.0	0.6	CDCC273*310100***
0.033	13.0	9.0	4.0	10.0	0.6	CDCC333*310100***
0.033	13.0	11.0	5.0	10.0	0.6	CDCC333*310100***
0.039	13.0	11.0	5.0	10.0	0.6	CDCC393*310100***
0.047	13.0	11.0	5.0	10.0	0.6	W42Q3473-K6*****
0.056	13.0	11.0	5.0	10.0	0.6	CDCC563*310100***
0.068	13.0	12.0	6.0	10.0	0.6	CDCC683*310100***
0.082	13.0	12.0	6.0	10.0	0.6	CDCC823*310100***
0.1	13.0	12.0	6.0	10.0	0.6	CDCC104*310100***
0.12	13.0	13.0	7.0	10.0	0.6	CDCC124*310100***
0.15	13.0	14.0	8.0	10.0	0.6	CDCC154*310100***
0.18	13.0	16.0	9.0	10.0	0.6	CDCC184*310100***
0.22	13.0	16.0	9.0	10.0	0.6	CDCC224*310100***
0.33	13.0	20.0	10.0	10.0	0.6	CDCC334*310100***
0.47	13.0	22.0	12.0	10.0	0.6	CDCC474*310100***

CDCC

■ Dimensions (mm)

310Vac						
Cn (μF)	W max	H max	T max	P	d	Part number
0.01	18.0	11.0	5.0	15.0	0.6	CDCC103*310150***
0.012	18.0	11.0	5.0	15.0	0.6	CDCC123*310150***
0.015	18.0	11.0	5.0	15.0	0.6	CDCC153*310150***
0.018	18.0	11.0	5.0	15.0	0.6	CDCC183*310150***
0.022	18.0	11.0	5.0	15.0	0.6	CDCC223*310150***
0.027	18.0	11.0	5.0	15.0	0.6	CDCC273*310150***
0.033	18.0	11.0	5.0	15.0	0.6	CDCC333*310150***
0.039	18.0	11.0	5.0	15.0	0.6	CDCC393*310150***
0.047	18.0	11.0	5.0	15.0	0.6	CDCC473*310150***
0.056	18.0	11.0	5.0	15.0	0.6	CDCC563*310150***
0.068	18.0	11.0	5.0	15.0	0.6	CDCC683*310150***
0.082	18.0	11.0	5.0	15.0	0.6	CDCC823*310150***
0.1	18.0	11.0	5.0	15.0	0.6	CDCC104*310150***
0.1	18.0	12.0	6.0	15.0	0.6	CDCC104*310150***
0.12	18.0	12.0	6.0	15.0	0.6	CDCC124*310150***
0.15	18.0	12.0	6.0	15.0	0.6	CDCC154*310150***
0.15	18.0	14.5	8.5	15.0	0.8	CDCC154*310150***
0.18	18.0	12.0	6.0	15.0	0.6	CDCC184*310150***
0.18	18.0	14.5	8.5	15.0	0.8	CDCC184*310150***
0.22	18.0	13.0	7.0	15.0	0.8	CDCC224*310150***
0.22	18.0	14.5	8.5	15.0	0.8	CDCC224*310150***
0.27	18.0	13.5	7.5	15.0	0.8	CDCC274*310150***
0.33	18.0	14.5	8.5	15.0	0.8	CDCC334*310150***
0.33	18.0	15.5	9.5	15.0	0.8	CDCC334*310150***
0.39	18.0	17.0	8.0	15.0	0.8	CDCC394*310150***
0.47	18.0	16.0	10.0	15.0	0.8	CDCC474*310150***
0.47	18.0	17.5	9.0	15.0	0.8	CDCC474*310150***
0.47	18.0	18.5	11.0	15.0	0.8	CDCC474*310150***
0.56	18.0	19.0	10.0	15.0	0.8	CDCC564*310150***
0.56	18.0	19.0	11.0	15.0	0.8	CDCC564*310150***
0.68	18.0	19.0	11.0	15.0	0.8	CDCC684*310150***
0.82	18.0	26.0	16.0	15.0	0.8	CDCC824*310150***
0.1	26.5	15.0	6.0	22.0	0.8	CDCC104*310220***
0.15	26.5	15.0	6.0	22.0	0.8	CDCC154*310220***
0.18	26.5	15.0	6.0	22.0	0.8	CDCC184*310220***
0.22	26.5	15.0	6.0	22.0	0.8	CDCC224*310220***
0.22	26.5	16.5	7.0	22.0	0.8	CDCC224*310220***
0.27	26.5	15.0	6.0	22.0	0.8	CDCC274*310220***
0.33	26.5	15.0	6.0	22.0	0.8	CDCC334*310220***
0.33	26.5	16.0	7.0	22.0	0.8	CDCC334*310220***
0.33	26.5	17.0	8.5	22.0	0.8	CDCC334*310220***
0.39	26.5	15.0	6.0	22.0	0.8	CDCC394*310220***
0.47	26.5	16.0	7.0	22.0	0.8	CDCC474*310220***
0.47	26.5	19.0	10.0	22.0	0.8	CDCC474*310220***
0.56	26.5	16.0	7.0	22.0	0.8	CDCC564*310220***
0.56	26.5	19.0	10.0	22.0	0.8	CDCC564*310220***
0.68	26.5	17.0	8.5	22.0	0.8	CDCC684*310220***
0.68	26.5	17.0	10.0	22.0	0.8	CDCC684*310220***
0.68	26.5	19.0	10.0	22.0	0.8	CDCC684*310220***
0.82	26.5	19.0	10.0	22.0	0.8	CDCC824*310220***
1.0	26.5	19.0	10.0	22.0	0.8	CDCC105*310220***
1.0	26.5	20.0	11.0	22.0	0.8	CDCC105*310220***
1.0	26.0	21.5	12.0	22.0	0.8	CDCC105*310220***
1.2	26.5	20.0	11.0	22.0	0.8	CDCC125*310220***
1.5	26.5	22.0	12.0	22.0	0.8	CDCC125*310220***
1.8	26.5	24.5	15.5	22.0	0.8	CDCC185*310220***
2.2	26.5	24.5	15.5	22.0	0.8	CDCC225*310220***
2.2	26.5	25.0	16.5	22.0	0.8	CDCC225*310220***
2.2	26.5	29.5	14.5	22.0	0.8	CDCC225*310220***

310Vac						
Cn (μF)	W max	H max	T max	P	d	Part number
0.47	32.0	18.0	9.0	27.0	0.8	CDCC474*310270***
0.47	31.5	19.5	9.0	27.0	0.8	CDCC474*310270***
0.56	32.0	18.0	9.0	27.0	0.8	CDCC564*310270***
0.68	32.0	18.0	9.0	27.0	0.8	CDCC684*310270***
0.68	31.5	19.5	11.0	27.0	0.8	CDCC684*310270***
0.82	32.0	18.0	9.0	27.0	0.8	CDCC824*310270***
0.82	31.5	19.5	9.0	27.0	0.8	CDCC824*310270***
1.0	32.0	18.0	9.0	27.0	0.8	CDCC105*310270***
1.0	31.5	19.5	11.0	27.0	0.8	CDCC105*310270***
1.2	32.0	20.0	11.0	27.0	0.8	CDCC125*310270***
1.5	32.0	20.0	11.0	27.0	0.8	CDCC155*310270***
1.8	32.0	22.0	13.0	27.0	0.8	CDCC185*310270***
2.2	32.0	25.0	13.0	27.0	0.8	CDCC225*310270***
2.2	32.0	25.0	15.0	27.0	0.8	CDCC225*310270***
2.7	32.0	28.0	14.0	27.0	0.8	CDCC275*310270***
3.3	32.0	28.0	17.0	27.0	0.8	CDCC335*310270***
3.3	31.5	32.0	16.0	27.0	0.8	CDCC335*310270***
3.3	32.0	33.0	18.0	27.0	0.8	CDCC335*310270***
3.9	32.0	33.0	18.0	27.0	0.8	CDCC395*310270***
4.7	32.0	33.0	18.0	27.0	0.8	CDCC475*310270***
4.7	31.5	31.0	21.0	27.0	0.8	CDCC475*310270***
5.6	32.0	37.0	22.0	27.0	0.8	CDCC565*310270***
1.5	41.0	22.0	11.0	37.0	1.0	CDCC155*310370***
1.8	41.0	22.0	11.0	37.0	1.0	CDCC185*310370***
2.2	41.0	24.0	13.0	37.0	1.0	CDCC225*310370***
2.2	41.0	25.0	14.0	37.0	1.0	CDCC225*310370***
2.7	41.0	24.0	13.0	37.0	1.0	CDCC275*310370***
3.3	41.0	26.0	15.0	37.0	1.0	CDCC335*310370***
3.3	41.5	28.5	16.0	37.0	1.0	CDCC335*310370***
3.3	41.0	30.0	15.0	37.0	1.0	CDCC335*310370***
3.9	41.0	30.0	16.0	37.0	1.0	CDCC395*310370***
4.7	41.0	30.0	16.0	37.0	1.0	CDCC475*310370***
4.7	41.0	32.0	19.0	37.0	1.0	CDCC475*310370***
4.7	41.5	32.5	18.0	37.0	1.0	CDCC475*310370***
5.6	41.0	33.5	18.5	37.0	1.0	CDCC565*310370***
6.8	41.0	33.5	19.5	37.0	1.0	CDCC685*310370***
6.8	41.5	39.5	20.0	37.0	1.0	CDCC685*310370***
8.2	41.0	37.0	22.0	37.0	1.0	CDCC825*310370***
10.0	41.0	41.0	26.0	37.0	1.0	CDCC106*310370***
10.0	41.5	42.5	28.0	37.0	1.0	CDCC106*310370***
10.0	41.0	45.0	30.0	37.0	1.0	CDCC106*310370***