



CAWA SERIES: Large Can Size, Screw Terminal

- ◆ Used for air conditioner, general-purpose inverter, power supplies
- ◆ RoHS Compliant
- ◆ Endurance with ripple current: 85°C, 2,000 hours



SPECIFICATIONS

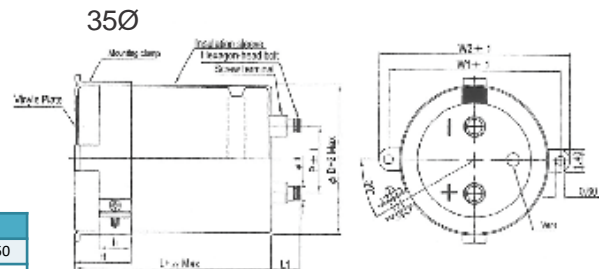
Item	Performance					
	-40°C~+85°C		-25°C~+85°C			
Operating Temp.	10 ~ 100V		160 ~ 450V			
Capacitance Tolerance	± 20% (120Hz, 20°C)					
Leakage Current (at 20°C)	I = 0.01CV or 5 (mA) whichever is smaller (after 5 minutes) Where, C= rated capacitance in F. V= rated DC working voltage in V.					
Dissipation Factor Tan at 120Hz, 20°C	Rated Voltage	10 ~ 100	160 ~ 450			
	Tan (max)	See the case size list				
Low Temperature Characteristics (at 120Hz)	Capacitance change: C(-25°C)/C(+20°C) 0.7					
Load Life Test at 20°C after subjected to DC voltage with rated rippled current applied for 2000 hours at 85°C	Test Time	2000 hours				
	Capacitance Change	Within ±15% of initial value				
	Dissipation Factor	Less than 175% of specified value				
	Leakage Current	Within specified value				
Shelf Life Test at 20°C after exposing them for 500 hours at 85°C without voltage applied. The rated voltage shall be applied to the capacitors before the measurements. (Refer to JIS 5102)	Test Time	500 hours				
	Capacitance Change	Within ±20% of initial value				
	Dissipation Factor	Less than 200% of specified value				
	Leakage Current	Within specified value				
Ripple Current & Frequency Multipliers	Frequency (Hz)	50 / 60	120	300	1K	10K up
	Multiplier	0.7	1.0	1.1	1.3	1.4
Ripple Current & Temperature Multipliers	Temperature (°C)	40	60	70	85	
	Mutipliers	2.7	2.0	1.7	1.0	
Standards	Satisfies Characteristic W of JIS C 5101-4					

DIMENSIONS

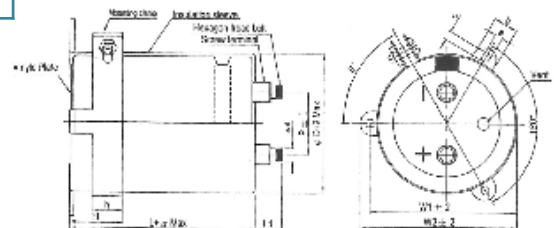
D	P	L1	W1	W2	H	h
35	12.7	2	10.0	48	58	15.0

Screw Specifications:
 Plus hexagon-headed screw: M5 x 0.8 x 10
 Max. screw tightening torque: 3.23Nm

D	P	L1	W1	W2	H	h	a	b	c	60
51	22.0	2	10	61.0	65.5	21.5	15.0	7.0	12.0	4.5
64	28.6	2	10	72.5	78.0	25.0	20.0	7.0	14.0	4.5
77	32.0	2	10	85.5	91.0	35.0	20.0	8.0	16.0	4.5
90	32.0	2	10	101	106	34.5	20.0	8.0	16.0	5.0




51-90Ø



PART NUMBER EXAMPLE

CAWA 332 M 2C - A121





CAWA SERIES: Large Can Size, Screw Terminal

DIMENSION & PERMISSIBLE RIPPLE CURRENT

Dimension: φD x L (mm)
 Tanδ: 120Hz, 20°C
 Ripple Current: A/rms at 120Hz, 85°C

V.DC Item uF	10V (1A)				16V (1C)				25V (1E)				35V (91V)			
	Size Code	D x L	Tan	Ripple Current	Size Code	D x L	Tan	Ripple Current	Size Code	D x L	Tan	Ripple Current	Size Code	D x L	Tan	Ripple Current
10,000													A053	35x53	0.30	3.5
12,000													A053	35x53	0.30	3.7
15,000													A065	35x65	0.30	3.9
18,000									A053	35x53	0.35	4.0	A065	35x65	0.35	4.2
22,000									A065	35x65	0.35	4.5	A083	35x83	0.35	4.9
27,000					A053	35x53	0.45	4.2	A065	35x65	0.40	5.0	A083	35x83	0.40	5.2
33,000	A053	35x53	0.60	4.4	A065	35x65	0.50	5.5	A083	35x83	0.40	5.5	A121	35x121	0.40	7.1
39,000	A053	35x53	0.60	4.7	A065	35x65	0.50	5.8	A083	35x83	0.40	6.2	A121	35x121	0.40	7.3
47,000	A065	35x65	0.60	5.6	A083	35x83	0.55	7.2	A121	35x121	0.40	7.4	B083	51x83	0.45	8.3
56,000	A065	35x65	0.60	5.9	A083	35x83	0.60	7.5	A121	35x121	0.45	8.3	B083	51x83	0.50	8.7
68,000	A083	35x83	0.60	7.5	A121	35x121	0.60	10.2	B100	51x100	0.50	9.3	B100	51x100	0.50	10.2
82,000	A083	35x83	0.60	7.7	A121	35x121	0.70	10.4	B121	51x121	0.50	9.7	B100	51x100	0.55	10.5
100,000	A121	35x121	0.70	9.2	B083	51x83	0.70	10.9	B121	51x121	0.60	10.5	C100	64x100	0.60	10.9
120,000	A121	35x121	0.70	9.4	B083	51x83	0.80	11.3	B121	51x121	0.60	11.5	C121	64x121	0.60	12.8
150,000	B083	51x83	0.90	10.2	B121	51x121	0.90	12.6	C100	64x100	0.70	12.9	C144	64x144	0.70	15.3
180,000	B083	51x83	0.90	10.7	B121	51x121	0.90	13.0	E121	64x121	0.75	14.7	C144	64x144	0.70	15.8
220,000	B121	51x121	1.00	13.9	C100	64x100	1.00	14.7	C144	64x144	0.80	18.0	D144	77x144	0.75	17.3
270,000	B121	51x121	1.20	15.2	C100	64x100	1.20	15.3	C144	64x144	0.90	18.3				
330,000	C121	64x121	1.40	17.2	D121	77x121	1.30	18.2	D144	77x144	1.00	19.5				
390,000	C121	64x121	1.50	18.1	D121	77x121	1.60	18.6	D144	77x144	1.20	20.8				
470,000	D121	77x121	2.00	19.2	D121	77x121	1.80	19.3								
560,000	D121	77x121	2.50	19.8	D124	77x124	2.00	20.7								
680,000	D121	77x121	3.00	21.0												

V.DC Item uF	50V (1H)				63V (1J)				80V (1K)				100V (2A)			
	Size Code	D x L	Tan	Ripple Current	Size Code	D x L	Tan	Ripple Current	Size Code	D x L	Tan	Ripple Current	Size Code	D x L	Tan	Ripple Current
2,200													A053	35x53	0.15	2.5
2,700													A053	35x53	0.15	2.5
3,300									A053	35x53	0.15	2.5	A065	35x65	0.15	2.9
3,900									A053	35x53	0.15	2.7	A083	35x83	0.15	3.5
4,700									A065	35x65	0.15	2.9	A083	35x83	0.15	3.7
5,600					A053	35x53	0.20	3.0	A065	35x65	0.20	3.7	A100	35x100	0.15	4.6
6,800	A053	35x53	0.25	3.2	A053	35x53	0.20	3.7	A083	35x83	0.20	4.3	A100	35x100	0.20	4.9
8,200	A053	35x53	0.25	3.4	A065	35x65	0.25	4.4	A083	35x83	0.20	4.5	B083	51x83	0.20	5.8
10,000	A065	35x65	0.25	4.3	A083	35x83	0.25	4.5	A100	35x100	0.20	5.4	B083	51x83	0.20	6.2
12,000	A065	35x65	0.25	4.5	A083	35x83	0.25	4.7	A100	35x100	0.20	5.6	B100	51x100	0.20	7.5
15,000	A083	35x83	0.25	4.7	A100	35x100	0.25	5.6	B083	51x83	0.25	7.3	B121	51x121	0.20	8.5
18,000	A083	35x83	0.25	4.9	A100	35x100	0.25	6.2	B083	51x83	0.25	7.7	C100	64x100	0.20	8.8
22,000	A121	35x121	0.30	6.3	B083	51x83	0.30	7.7	B100	51x100	0.30	8.5	C100	64x100	0.25	9.6
27,000	A121	35x121	0.35	6.6	B083	51x83	0.30	8.2	C100	64x100	0.30	8.6	C121	64x121	0.25	10.3
33,000	B083	51x83	0.40	7.5	B100	51x100	0.35	8.7	C100	64x100	0.35	10.5	C144	64x144	0.25	12.1
39,000	B083	51x83	0.40	7.7	B100	51x100	0.35	9.6	C121	64x121	0.35	11.8	D144	77x144	0.25	12.4
47,000	B083	51x100	0.40	9.6	C100	64x100	0.40	11.5	C144	64x144	0.35	14.0	D144	77x144	0.25	13.9
56,000	B083	51x100	0.40	9.8	C100	64x100	0.40	11.8	C144	64x144	0.35	14.2	D144	77x144	0.30	15.3
68,000	C100	64x100	0.45	11.9	C144	64x144	0.40	13.7	D144	77x144	0.35	16.7				
82,000	C100	64x100	0.50	12.2	C144	64x144	0.45	14.2	D144	77x144	0.35	17.1				
100,000	C144	64x144	0.50	14.2	C144	77x144	0.45	15.2								
120,000	C144	64x144	0.50	14.5	C144	77x144	0.50	15.8								
150,000	D144	77x144	0.60	16.5												
180,000	D144	77x144	0.70	16.8												



CAWA SERIES: Large Can Size, Screw Terminal

DIMENSION & PERMISSIBLE RIPPLE CURRENT

V.DC Item uF	160V (2C)				200V (2D)				250V (2E)				350V (2V)			
	Size Code	D x L	Tan	Ripple Current	Size Code	D x L	Tan	Ripple Current	Size Code	D x L	Tan	Ripple Current	Size Code	D x L	Tan	Ripple Current
390													A053	35x53	0.15	1.6
470													A065	35x65	0.15	2.1
560													A083	35x83	0.15	2.3
680													A083	35x83	0.15	2.6
820													A100	35x100	0.15	3.0
1000													A100	35x100	0.15	3.4
1200													B075	51x75	0.15	3.8
1500									A100	35x100	0.15	3.2	B075	51x75	0.15	4.2
1800									A100	35x100	0.15	3.5	B096	51x96	0.15	5.1
2200					A100	35x100	0.15	3.9	B075	51x75	0.15	4.0	B096	51x96	0.15	5.7
2700					A121	35x121	0.15	4.7	B075	51x75	0.15	4.4	B130	51x130	0.15	7.1
3300	A121	35x121	0.15	5.2	B075	51x75	0.15	4.9	B096	51x96	0.15	5.4	C115	64x115	0.15	7.9
3900	B075	51x75	0.15	5.3	B075	51x75	0.15	5.3	B115	51x115	0.15	6.3	C115	64x115	0.15	8.9
4700	B075	51x75	0.15	5.8	B096	51x96	0.15	6.4	C096	64x96	0.15	7.1	C130	64x130	0.15	10.3
5600	B096	51x96	0.15	7.0	B115	51x115	0.15	7.5	C096	64x96	0.15	7.7	D115	77x115	0.15	11.3
6800	B096	51x96	0.15	7.7	B130	51x130	0.15	8.7	C115	64x115	0.15	9.1	D130	77x130	0.15	13.1
8200	B115	51x115	0.15	9.1	C096	64x96	0.15	9.4	C115	64x115	0.15	10.0	D155	77x155	0.15	15.4
10000	C096	64x96	0.15	10.3	C096	64x96	0.15	10.3	C130	64x130	0.15	11.6	E157	90x157	0.15	18.1
12000	C096	64x96	0.15	11.3	D096	77x96	0.15	12.0	D115	77x115	0.15	12.8	E157	90x157	0.15	20.0
15000	C130	64x130	0.15	14.3	D096	77x96	0.15	14.4	D130	77x130	0.15	15.1				
18000	C130	64x130	0.15	15.6	D130	77x130	0.15	16.5	D115	77x115	0.15	17.7				
22000	D130	77x130	0.15	18.2	D155	77x155	0.15	19.6	E157	90x157	0.15	20.9				
27000	D130	77x130	0.15	20.2	E130	90x130	0.15	21.5								
33000	E130	90x130	0.15	23.7	E157	90x157	0.15	25.5								
39000	E157	90x157	0.15	27.8												

V.DC Item uF	400V (2G)				450V (2W)			
	Size Code	D x L	Tan	Ripple Current	Size Code	D x L	Tan	Ripple Current
270					A053	35x53	0.15	1.3
330	A053	35x53	0.15	1.5	A065	35x65	0.15	1.8
390	A065	35x65	0.15	2.0	A083	35x83	0.15	2.0
470	A083	35x83	0.15	2.1	A083	35x83	0.15	2.1
560	A083	35x83	0.15	2.3	A100	35x100	0.15	2.5
680	A100	35x100	0.15	2.8	A100	35x100	0.15	2.8
820	A100	35x100	0.15	3.1	B075	51x75	0.15	3.2
1000	B075	51x75	0.15	3.5	B075	51x75	0.15	3.5
1200	B075	51x75	0.15	3.8	B096	51x96	0.15	4.2
1500	B096	51x96	0.15	4.7	B115	51x115	0.15	5.0
1800	B096	51x96	0.15	5.1	B130	51x130	0.15	5.8
2200	B130	51x130	0.15	6.4	C096	64x96	0.15	6.3
2700	C096	64x96	0.15	6.9	C115	64x115	0.15	7.5
3300	C115	64x115	0.15	8.2	C130	64x130	0.15	8.6
3900	C130	64x130	0.15	9.4	D115	77x115	0.15	9.5
4700	D115	77x115	0.15	10.4	D130	77x130	0.15	10.8
5600	D130	77x130	0.15	11.9	D155	77x155	0.15	12.8
6800	E157	90x157	0.15	14.0	E157	90x157	0.15	15.0
8200	E157	90x157	0.15	16.4	E157	90x157	0.15	16.4
10000	E157	90x157	0.15	18.2				